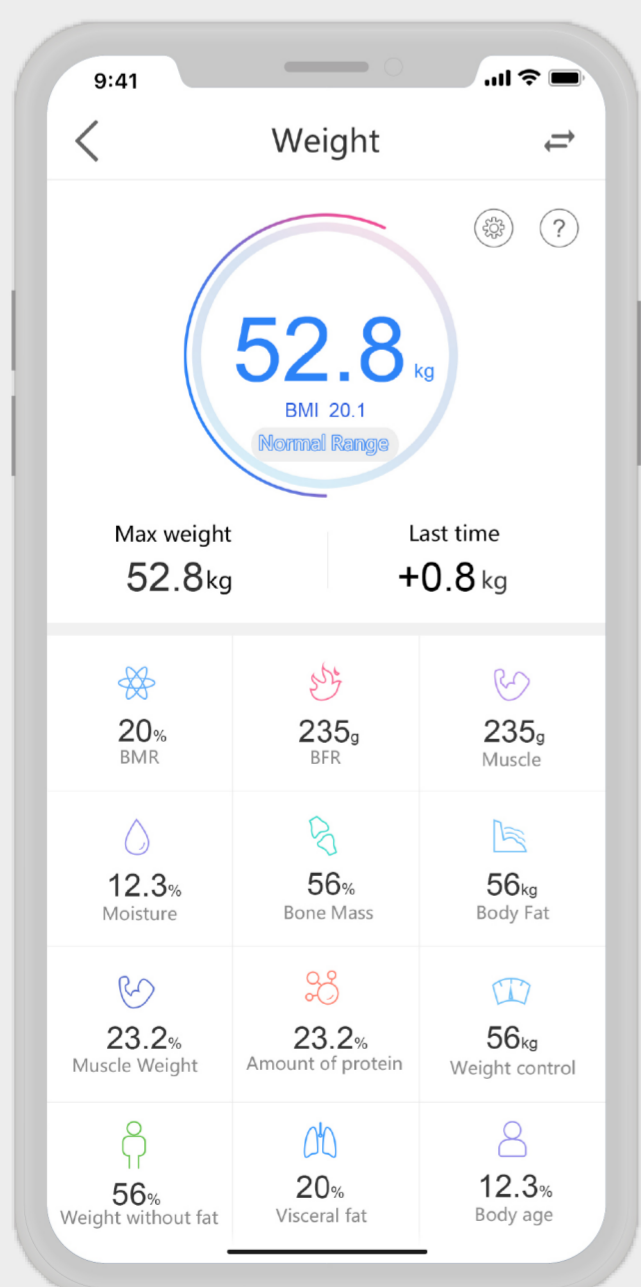


WEIGHT SCALE


JPD-BS300




It can be connected to a smartphone via wireless, and the measured data will be transmitted to the phone synchronously, which means that users can check their weight anytime by turning on the APP. These products help users to develop good habits of diet management and exercise for the purpose of body management.




Low Battery Indication




Unit Conversion



Automatic Power-Off



LCD Screen Display




Top Quality Material

HIGH-END & ANTI-SLIP



AUTO CALIBRATION & ACCURATE



DURABLE TEMPERED GLASS SURFACE



DISPLAY UNIT



SPECIFICATIONS

DISPLAY
HD LCD

DIMENSIONS
280 x 280 x 23.5 mm

MAX CAPACITY
180 KG / 396 LB / 28 ST

NET WEIGHT
1.3 KG

DIVISION
0.1 KG / 0.2 LB

UNIT
KG / LB / ST

POWER SUPPLY
AAA x 3

FUNCTION

LOW POWER & OVERLOAD INDICATION

AUTO POWER OFF IN 10 SECONDS

PACKAGING



ACCESSORIES

AAA X 3

USER MANUAL X 1

CTN SIZE(CM)
35 x 24 x 34

QTY/CTN
5

GW(KG)
8

FCL/20
880